











Level 2

-  Cafeteria
-  Elevator - Cath Lab (CL)
Floors 1-3
-  Elevator - Clinic West (CW)
Floors 1-5
-  Elevator - Clinic East (CE)
Floors 1-5
-  Elevator - Main (M)
Floors 1-7
-  Elevator - Pavilion (P)
Floors 1-6
-  Parking
-  Restrooms
-  Stairs
-  Vending

On This Level

- Burn ICU _____ (3)
- Cafeteria _____ (9)
- Cardiothoracic ICU _____ (3)
- Central Distribution Unit _____ (10)
- Conference 2ACC _____ (7)
- Coumadin Clinic _____ (4)
- Endoscopy / GI-Clinic _____ (8)
- Food Court _____ (5)
- Medical ICU _____ (2)
- Neurological ICU _____ (1)
- Special Collections _____ (4)
- Surgical Specialties Clinic _____ (6)
- Surgery Waiting _____ (5)
- Trauma ICU _____ (3)
- Tricore _____ (4)
- Vascular Lab / Heart Station _____ (8)
- Vending _____ (5)

Entrance 

Exit 

Lomas Blvd NE

Employee Parking Only

