



# Directions to My Child's CART Evaluation at University of New Mexico Hospital

Go to the Pediatric Clinic in 3ACC to check in.

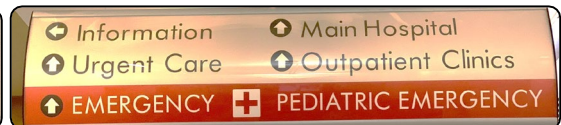


Follow the ramp ahead of you when you come into the hospital from the parking garage.

1

There are restaurants to the left and the Emergency Department to the right of the ramp. **Go straight up the ramp.**

Look for signs that say **Main Hospital**.



2

You will walk through a set of doors at the top of the ramp. In front of you is an information desk.

Look to your right. You'll see the **H elevators**.

Take the elevators to the **3rd floor**.



3

When you step out off the elevator on the 3<sup>rd</sup> floor, **turn right**.

**Lost? Call us at 505-456-9714**

# Lost? Call us at 505-272-1894





**4** Go through the doors and **turn left**.



**5** You will walk through **another set of doors**. Walk down the long hallway.  
There is colorful artwork on the right side of the hallway.



**6** **Keep walking** down the hallway.  
There are windows on your left and paintings of hot air balloons on your right when you get close to the clinic.



**7** You will arrive at the **Pediatric Primary and Specialty Care Clinic**. There is a sea turtle and purple squid below the clinic sign.  
**You will need to check in at the front desk as soon as you find the clinic.**  
You have gone too far if you see a coffee shop.