

**UNM BEHAVIORAL OPERATIONS
UNIVERSITY OF NEW MEXICO
HEALTH SCIENCES CENTER
CLINICAL OPERATIONS**

**FINANCIAL STATEMENTS AND
SUPPLEMENTARY INFORMATION**

JUNE 30, 2014 AND 2013

MOSS ADAMS LLP

Certified Public Accountants | Business Consultants

Acumen. Agility. Answers.

**UNM BEHAVIORAL OPERATIONS
UNIVERSITY OF NEW MEXICO HEALTH SCIENCES CENTER
CLINICAL OPERATIONS
FISCAL YEAR 2014 OFFICIAL ROSTER**

Board of Trustees

Michael Olguin Socorro, NM	Chairperson (Term expires 5/31/15, Regent appointed)
William Lang Albuquerque, NM	Vice-Chairperson (Term expires 5/31/15, Regent appointed)
Michelle Coons Albuquerque, NM	Secretary (Term expires 5/31/14, Regent appointed)
Debbie Johnson Albuquerque, NM	Member (Term expires 1/31/15, Regent appointed)
Jerry McDowell Albuquerque, NM	Member (Term expires 7/31/16, Regent appointed)
Warren Laskey, MD Albuquerque, NM	Member (Term expires 10/31/14, Regent appointed)
Raymond Loretto, MD San Ysidro, NM	Member (Term expires 2/28/14, All Indian Pueblo Council – Regent appointed ; term extended)
Nick Estes Albuquerque, NM	Member (Term expires 3/22/14, County appointed)
Christine Glidden Albuquerque, NM	Member (Term expires 4/30/14, County appointed)

**UNM BEHAVIORAL OPERATIONS
UNIVERSITY OF NEW MEXICO HEALTH SCIENCES CENTER
CLINICAL OPERATIONS
FISCAL YEAR 2014 OFFICIAL ROSTER (CONTINUED)**

Administrative Officers

Robert G. Frank, Ph.D.	President – University of New Mexico
Paul Roth, M.D.	Chancellor - UNM Health Sciences Center Dean, School of Medicine - UNM Health Sciences Center
Ava Lovell	Senior Executive Financial Officer - UNM Health Sciences Center
Steve McKernan	Chief Executive Officer - UNM Hospitals Chief Operating Officer - UNM Health System
Ella Watt	Chief Financial Officer - UNM Hospitals Interim Chief Financial Officer – UNM Health System

**UNM BEHAVIORAL OPERATIONS
UNIVERSITY OF NEW MEXICO HEALTH SCIENCES CENTER
CLINICAL OPERATIONS**

TABLE OF CONTENTS

Report of Independent Auditors	1
Management’s Discussion and Analysis	3
Financial Statements:	
Statements of Net Position.....	15
Statements of Revenues, Expenses and Changes in Net Position	16
Statements of Cash Flows	17
Notes to Financial Statements.....	18
Supplementary Information:	
Schedule 1 – Comparison of Budgeted and Actual Revenues and Expenses.....	42
Required Supplementary Information:	
Schedule 2 – Postemployment Benefits Other than Pensions Schedule of Funding Progress.....	43
Report of Independent Auditors on Internal Control over Financial Reporting and on Compliance and Other Matters Based on an Audit of Financial Statements Performed in Accordance with <i>Government Auditing Standards</i>	44
Schedule of Findings and Responses.....	46
Exit Conference.....	47

REPORT OF INDEPENDENT AUDITORS

The University of New Mexico Health Sciences Center
Board of Trustees and
Mr. Hector Balderas, New Mexico State Auditor

Report on the Financial Statements

We have audited the accompanying financial statements of UNM Behavioral Operations (the "Center"), a division of the University of New Mexico, State of New Mexico, operated by the University of New Mexico Health Sciences Center Clinical Operations, as of and for the years ended June 30, 2014 and 2013, and the related notes to the financial statements, which collectively comprise the Center's basic financial statements as listed in the table of contents. We have also audited the budget comparison (Schedule 1) presented as supplementary information for the year ended June 30, 2014.

Management's Responsibility for the Financial Statements

Management is responsible for the preparation and fair presentation of these financial statements and budget comparison in accordance with accounting principles generally accepted in the United States of America; this includes the design, implementation, and maintenance of internal control relevant to the preparation and fair presentation of financial statements that are free from material misstatement, whether due to fraud or error.

Auditor's Responsibility

Our responsibility is to express opinions on these financial statements and budget comparison based on our audits. We conducted our audits in accordance with auditing standards generally accepted in the United States of America and the standards applicable to financial audits contained in *Government Auditing Standards*, issued by the Comptroller General of the United States. Those standards require that we plan and perform the audit to obtain reasonable assurance about whether the financial statements are free from material misstatement.

An audit involves performing procedures to obtain audit evidence about the amounts and disclosures in the financial statements. The procedures selected depend on the auditor's judgment, including the assessment of the risks of material misstatement of the financial statements, whether due to fraud or error. In making those risk assessments, the auditor considers internal control relevant to the entity's preparation and fair presentation of the financial statements in order to design audit procedures that are appropriate in the circumstances, but not for the purpose of expressing an opinion on the effectiveness of the Center's internal control. Accordingly, we express no such opinion. An audit also includes evaluating the appropriateness of accounting policies used and the reasonableness of significant accounting estimates made by management, as well as evaluating the overall presentation of the financial statements.

We believe that the audit evidence we have obtained is sufficient and appropriate to provide a basis for our audit opinions.

The University of New Mexico Health Sciences Center
Board of Trustees and
Mr. Hector Balderas, New Mexico State Auditor

Opinions

In our opinion, the financial statements referred to above present fairly, in all material respects, the financial position of the Center as of June 30, 2014 and 2013, and the changes in its financial position and its cash flows for the years then ended in accordance with accounting principles generally accepted in the United States of America. In addition, in our opinion, the budget comparison referred to above presents fairly in all material respects, the budgetary comparison for the year ended June 30, 2014 in conformity with accounting principles generally accepted in the United States of America.

Other Matters

Required Supplementary Information

Accounting principles generally accepted in the United States of America require that management's discussion and analysis on pages 3-14 and the schedule of postemployment benefits other than pensions schedule of funding progress for the year ended June 30, 2014 on page 43 be presented to supplement the basic financial statements. Such information, although not a part of the basic financial statements, is required by the Governmental Accounting Standards Board who considers it to be an essential part of financial reporting for placing the basic financial statements in an appropriate operational, economic, or historical context. We have applied certain limited procedures to the required supplementary information in accordance with auditing standards generally accepted in the United States of America, which consisted of inquiries of management about the methods of preparing the information and comparing the information for consistency with management's responses to our inquiries, the basic financial statements, and other knowledge we obtained during our audit of the basic financial statements. We do not express an opinion or provide any assurance on the information because the limited procedures do not provide us with sufficient evidence to express an opinion or provide any assurance.

Other Reporting Required by Government Auditing Standards

In accordance with *Government Auditing Standards*, we have also issued our report dated October 29, 2014 on our consideration of the Center's internal control over financial reporting and on our tests of its compliance with certain provisions of laws, regulations, contracts, and grant agreements and other matters. The purpose of that report is to describe the scope of our testing of internal control over financial reporting and compliance and the results of that testing, and not to provide an opinion on internal control over financial reporting or on compliance. That report is an integral part of an audit performed in accordance with *Government Auditing Standards* in considering the Center's internal control over financial reporting and compliance.

Mess Adams LLP

Albuquerque, New Mexico
October 29, 2014

**UNM BEHAVIORAL OPERATIONS
UNIVERSITY OF NEW MEXICO HEALTH SCIENCES CENTER
CLINICAL OPERATIONS
MANAGEMENT'S DISCUSSION AND ANALYSIS
June 30, 2014 and 2013**

This section of the University of New Mexico (UNM) Behavioral Operations includes the UNM Psychiatric Center (Adult Center) and the UNM Children's Psychiatric Center (Children's Center), collectively, the Center. The annual financial report presents management's discussion and analysis of the financial performance of the Center during the fiscal years ended June 30, 2014 and 2013. This discussion should be read in conjunction with the accompanying financial statements and notes. Management has prepared the financial statements and the related note disclosures along with this discussion and analysis. As such, the financial statements, notes, and this discussion are the responsibility of the Center's management.

Using the Annual Financial Report

This annual report consists of financial statements prepared in accordance with Governmental Accounting Standards Board (GASB) Statement No. 34, *Basic Financial Statements – and Management's Discussion and Analysis – for State and Local Governments*, as amended.

The financial statements prescribed by GASB 34 (the statements of net position, statements of revenues, expenses, and changes in net position, and the statements of cash flows) present financial information in a form similar to that used by commercial corporations. They are prepared under the accrual basis of accounting, whereby revenues and assets are recognized when the service is provided, and expenses and liabilities are recognized when others provide the service or goods are received, regardless of when cash is exchanged.

The statements of net position include all assets and liabilities. Over time, increases or decreases in net position (the difference between assets and liabilities) is one indicator of the improvement or erosion of the Center's financial health when considered with nonfinancial facts such as patient statistics and the condition of facilities. This statement includes all assets and liabilities using the accrual basis of accounting, which is consistent with the accounting method used by non-governmental hospitals and healthcare organizations.

The statements of revenues, expenses, and changes in net position present the revenues earned and expenses incurred during the year. Activities are reported as either operating or nonoperating. A public hospital's dependency on state aid can result in an operating deficit since the financial reporting model classifies such aid

**UNM BEHAVIORAL OPERATIONS
UNIVERSITY OF NEW MEXICO HEALTH SCIENCES CENTER
CLINICAL OPERATIONS
MANAGEMENT'S DISCUSSION AND ANALYSIS (CONTINUED)
June 30, 2014 and 2013**

as nonoperating revenues, which is the case with the state appropriation received by the Center. The utilization of capital assets is reflected in the financial statements as depreciation, which amortizes the cost of an asset over its expected useful life.

The statements of cash flows present information related to cash inflows and outflows summarized by operating, capital, and noncapital financing activities.

Condensed Summary of Net Position

	As of June 30,		
	2014	2013	2012
Assets:			
Current assets	\$ 8,739,257	7,026,238	7,559,307
Capital assets	8,781,481	7,161,759	6,909,323
Noncurrent assets	9,507,505	13,151,881	14,705,626
Total assets	<u>\$ 27,028,243</u>	<u>27,339,878</u>	<u>29,174,256</u>
Liabilities:			
Current liabilities	\$ 5,654,111	5,821,879	6,154,537
Noncurrent liabilities	586,223	543,378	499,124
Total liabilities	<u>\$ 6,240,334</u>	<u>6,365,257</u>	<u>6,653,661</u>
Net position			
Net investment in capital assets	\$ 8,781,481	7,161,759	6,909,323
Restricted	226,856	143,798	156,199
Unrestricted	11,779,572	13,669,064	15,455,073
Total net position	<u>\$ 20,787,909</u>	<u>20,974,621</u>	<u>22,520,595</u>

At June 30, 2014, the Center's total assets were \$27.0 million, compared to \$27.3 million at June 30, 2013 and \$29.2 million at June 30, 2012. The Center's largest asset is the related-party receivable due from affiliate in the amount of \$9.5 million at June 30, 2014, \$13.2 million at June 30, 2013 and \$14.7 million at June 30, 2012 followed by the investment in capital assets of \$8.8 million at June 30, 2014, compared to \$7.2 million and \$6.9 million at June 30, 2013 and 2012, respectively. The University of New Mexico Hospital (the Hospital) manages all cash receipts and disbursements on behalf of the Center. The noncurrent asset represents the related-party receivable between the Hospital and the Center for the intercompany cash transactions. For the three years presented, the Center's current assets have been sufficient to cover current liabilities.

**UNM BEHAVIORAL OPERATIONS
UNIVERSITY OF NEW MEXICO HEALTH SCIENCES CENTER
CLINICAL OPERATIONS
MANAGEMENT'S DISCUSSION AND ANALYSIS (CONTINUED)
June 30, 2014 and 2013**

The Center's liabilities decreased by \$125,000 from June 30, 2013 to June 30, 2014, and decreased by \$288,000 from June 30, 2012 to June 30, 2013. In 2014, accrued compensation and benefits increased \$151,000 to \$2.4 million and is the Center's largest liability. Estimated third party payor settlements increased by \$79,000 and accounts payable decreased by \$421,000 to \$1.1 million at June 30, 2014, compared to \$1.5 million in 2013 and \$2.9 million in 2012.

Total net position decreased by \$187,000 to \$20.8 million at June 30, 2014, which reflects an operating loss of \$20.7 million, offset by nonoperating net revenues of \$20.5 million. Unrestricted net position totaled \$11.8 million at June 30, 2014.

Total net position decreased by \$1.5 million to \$21.0 million at June 30, 2013, which reflects an operating loss of \$20.5 million, offset by nonoperating net revenues of \$19.0 million. Unrestricted net position totaled \$13.7 million at June 30, 2013.

Condensed Summary of Revenues, Expenses, and Changes in Net Position

	Year Ended June 30,		
	2014	2013	2012
Total operating revenues	\$ 28,737,088	27,484,604	30,829,715
Total operating expenses	<u>(49,453,007)</u>	<u>(48,001,699)</u>	<u>(49,381,288)</u>
Operating loss	(20,715,919)	(20,517,095)	(18,551,573)
Nonoperating revenues and expenses and other revenues	<u>20,529,207</u>	<u>18,971,121</u>	<u>18,614,729</u>
Total increase (decrease) in net position	(186,712)	(1,545,974)	63,156
Net position, beginning of year	<u>20,974,621</u>	<u>22,520,595</u>	<u>22,457,439</u>
Net position, end of year	<u>\$ 20,787,909</u>	<u>20,974,621</u>	<u>22,520,595</u>

Operating Revenues

The sources of operating revenues for the Center are net patient service, contracts and grants, and other operating (ancillary services) revenues, with the most significant source being net patient service revenues. Operating revenues were \$28.7 million, \$27.5 million, and \$30.8 million for the years ended June 30, 2014, 2013 and 2012, respectively.

Net patient service revenue is comprised of gross patient service revenue, net of contractual allowances, charity care, provision for doubtful accounts, and any third-party cost report settlements. Net patient service revenues were \$26.4 million, \$24.6 million, and \$27.5 million for 2014, 2013 and 2012, respectively.

**UNM BEHAVIORAL OPERATIONS
UNIVERSITY OF NEW MEXICO HEALTH SCIENCES CENTER
CLINICAL OPERATIONS
MANAGEMENT'S DISCUSSION AND ANALYSIS (CONTINUED)
June 30, 2014 and 2013**

Net patient service revenues for 2014 increased \$1.8 million from \$24.6 million in 2013, to \$26.4 million, primarily as a result of enactment of the Patient Protection and Affordable Care Act (PPACA) on January 1, 2014 which expanded Medicaid eligibility and created the New Mexico Health Insurance Exchange (NMHIX) among other reforms. In addition, Emergency visits increased by 1,556 from prior year, which represents a 26.7% increase, and Inpatient days increased by 409 from prior year, which represents a 2% increase.

Net patient service revenues for 2013 decreased \$2.9 million from \$27.5 million in 2012, primarily as a result of decreased volumes for Medicaid and third-party payors.

The Center offers a financial assistance program called UNM Care to which all eligible patients are encouraged to apply. This program assigns patients primary care providers and enables them to receive care throughout the Center and at all clinic locations. This program is available to Bernalillo County residents who also meet certain income and asset thresholds. Patients applying for coverage under UNM Care must apply for coverage under Medicaid or the Health Insurance Exchange (HIX), if eligible. Patients may continue to receive UNM Care until they receive Medicaid eligibility or notification of coverage under the Exchange. Patients certified under Medicaid or the Exchange may continue to qualify for UNM Care as a secondary coverage for copays and deductibles if they meet the income guidelines. If a patient has access to insurance coverage under the Exchange, or through other coverage options, such as an employer or spouse the patient would be expected to obtain coverage through that source prior to eligibility for UNM Care. The Center uses the same sliding income scale as the Affordable Care Act to determine if insurance coverage is considered affordable. If coverage is determined not affordable, patients may be granted a hardship waiver, and would not be required to pursue coverage under HIX. These patients would qualify for UNM Care.

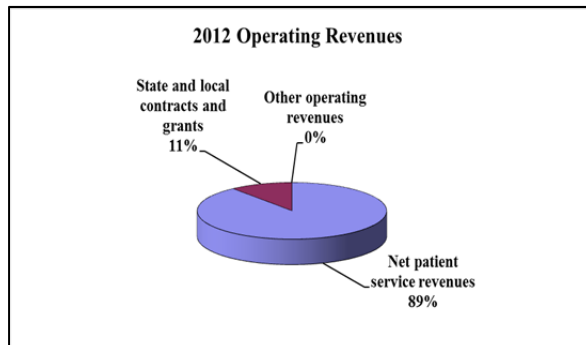
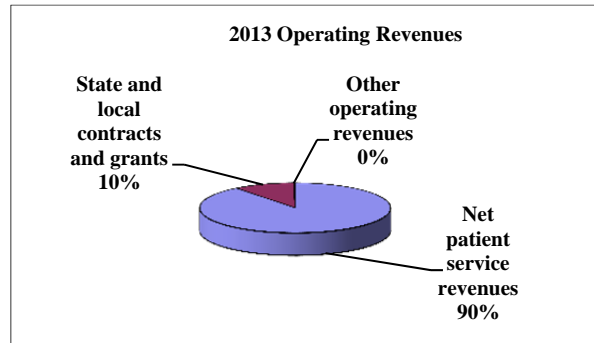
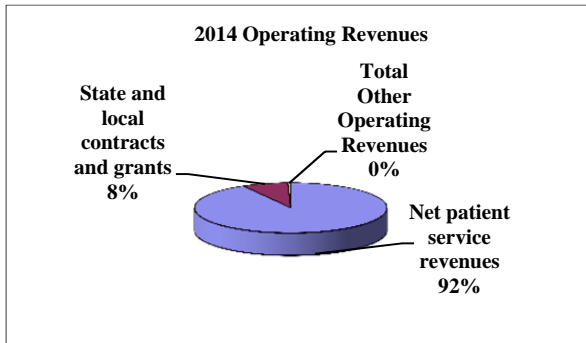
**UNM BEHAVIORAL OPERATIONS
UNIVERSITY OF NEW MEXICO HEALTH SCIENCES CENTER
CLINICAL OPERATIONS
MANAGEMENT'S DISCUSSION AND ANALYSIS (CONTINUED)
June 30, 2014 and 2013**

Approximately 36% of the patients who previously qualified for UNM Care are now covered under full Medicaid, 7% are covered under Limited Medicaid coverage - Family Planning and approximately 1% are now covered under the HIX. The remainder, approximately 10,000 enrollees are still covered under UNM Care. The income threshold for UNM Care is 300% of the FPL, and patients may apply for this program at various locations throughout the Hospital and various community locations. As of June 30, 2014, 2013, and 2012, there were approximately 20,200, 26,400, and 32,500 active enrollees, respectively. The Center does not pursue collection of amounts determined to qualify as charity care, with the exception of copayments. The cost of charity care provided under this program for fiscal years ended June 30, 2014, 2013 and 2012 was \$6.9 million, \$5.2 million, and \$3.1 million, respectively.

The Medicare Recovery Audit Contract (RAC) program was created through the Medicare Modernization Act of 2003 (MMA). This is a program to review healthcare claims in order to identify and recover inappropriate payments made to providers for fee-for-service Medicare. The RAC program encompassing New Mexico became effective in March 2009, with Connolly Consulting Associates, Inc. as the contractor. The RAC contractor can request up to 348 records every 45 days for the adult behavioral hospital and 20 for the children's behavioral hospital. Claims can be requested up to 3 years from payment date. The Adult Behavioral Hospital has received requests for 49 records representing \$634,000 in Medicare payments. A total of \$583,000 million has been approved and \$51,000 has been denied and is in varying stages of appeal.

**UNM BEHAVIORAL OPERATIONS
UNIVERSITY OF NEW MEXICO HEALTH SCIENCES CENTER
CLINICAL OPERATIONS
MANAGEMENT'S DISCUSSION AND ANALYSIS (CONTINUED)
June 30, 2014 and 2013**

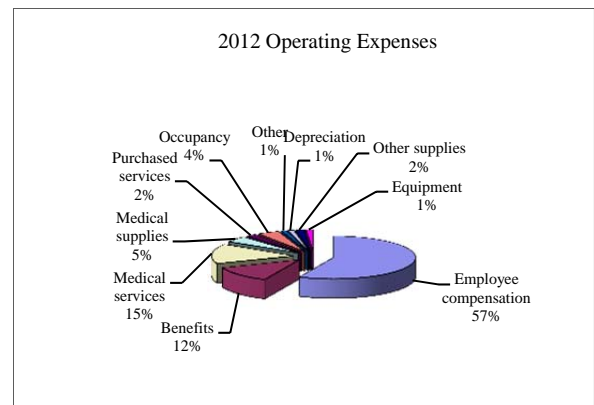
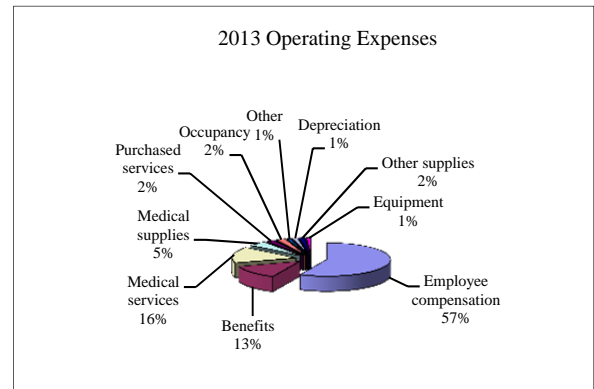
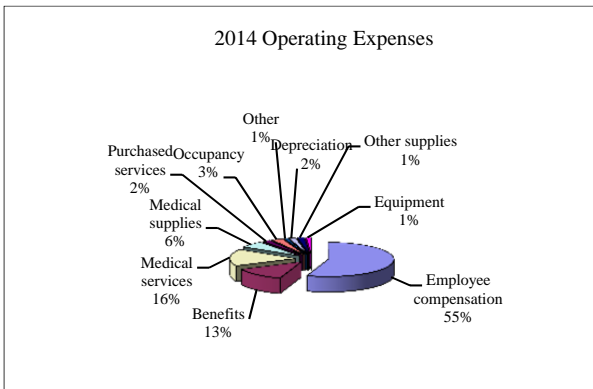
The following pie charts depict the operating revenue mix for the years ended June 30, 2014, 2013 and 2012:



**UNM BEHAVIORAL OPERATIONS
UNIVERSITY OF NEW MEXICO HEALTH SCIENCES CENTER
CLINICAL OPERATIONS
MANAGEMENT'S DISCUSSION AND ANALYSIS (CONTINUED)
June 30, 2014 and 2013**

Operating Expenses

The following pie charts depict the distribution of the operating expenses for the Center for the years ended June 30, 2014, 2013 and 2012:



Operating expenses for 2014, including depreciation of \$848,000 totaled \$49.5 million. Overall expenses increased 3.0% (\$1.5 million) from the prior year. Medical Supplies increased 31.2% (\$698,000), Medical Services increased 4.3% (\$320,000), and Occupancy expenses increased 15.8% (\$190,000) from fiscal year 2013 to 2014 due to increased rent expense at the new Alcohol and Substance Abuse Program (ASAP) location. Medical Services increased as a result of increased support of physician providers and resident programs. There were no other significant or unexpected changes in operating expenses.

ASAP was relocated this fiscal year in response to non-renewal of the previous lease by the landlord. The new location has provided patients with better access to public transportation in addition to being a larger, more updated facility.

**UNM BEHAVIORAL OPERATIONS
UNIVERSITY OF NEW MEXICO HEALTH SCIENCES CENTER
CLINICAL OPERATIONS
MANAGEMENT'S DISCUSSION AND ANALYSIS (CONTINUED)
June 30, 2014 and 2013**

Operating expenses for 2013, including depreciation of \$684,000 totaled \$48.0 million. Overall expenses decreased 2.8% (\$1.4 million) from the prior year. Occupancy expenses decreased 43.3% (\$920,000) from fiscal year 2012 to 2013.

Nonoperating Revenues and Expenses

Revenue from the Bernalillo County mill levy was the most significant source of nonoperating revenue, totaling \$13.8 million in 2014, \$12.8 million in 2013 and \$12.6 million in 2012. The MOU with Bernalillo County stipulates at least twelve percent (12%) and up to fifteen percent (15%) of the Mill Levy revenue will be allocated to the operation and maintenance of the Mental Health Center and associated behavioral health and substance abuse treatment services that are offered by the Hospital and the Mental Health Center. During the fiscal year ended June 30, 2014, the percentage allocated to the Center increased from 14% to the maximum of 15%. The result was an additional \$920,200 in revenue recorded by the Center for the year. The state appropriation was the next significant nonoperating revenue source totaling \$7.0 million in 2014, \$6.5 million in 2013, and \$6.3 million in 2012. The state appropriation is provided to the Center to fulfill its mission to the State of New Mexico. In 1975, the Center was created by state statute under the authority of the State of New Mexico to supply what were deemed as necessary services to improve the mental health and well-being of New Mexico's children and adolescents through inpatient services at the Center, at school sites, and at patients' homes. The appropriation also funds the operation of the Mimbres School, a state-supported, on-site school. The state appropriation for 2014 was increased by \$470,000 (7.2%) during the regular session of the New Mexico legislature for the Education Retirement Shift. The state appropriation for 2013 was increased from the original appropriation by \$229,000 (3.6%) during the regular session of the New Mexico legislature.

Nonoperating revenue for fiscal year ending June 30, 2014 included \$82,000 in bequests and contributions. Nonoperating revenue for fiscal year ending June 30, 2013 included \$18,000 in bequests and contributions. Additional revenue from fiscal year 2014 contributions will allow the Center to replace four of the vehicles used in outpatient services provided throughout the community. This includes transportation of patients for appointments and therapy sessions as part of the intensive community based therapeutic services the Center provides.

**UNM BEHAVIORAL OPERATIONS
UNIVERSITY OF NEW MEXICO HEALTH SCIENCES CENTER
CLINICAL OPERATIONS
MANAGEMENT'S DISCUSSION AND ANALYSIS (CONTINUED)
June 30, 2014 and 2013**

Capital Assets

At June 30, 2014, the Center had \$20.7 million invested in capital assets, less accumulated depreciation of \$11.9 million. Depreciation charges for the year totaled \$848,000 compared to \$684,000 and \$610,000 in 2013 and 2012, respectively.

	Year ended June 30,		
	2014	2013	2012
Land and improvements	\$ 1,117,908	953,031	933,461
Building and improvements	12,400,673	11,764,600	11,565,230
Building service equipment	3,694,361	3,449,706	3,186,569
Major moveable equipment	1,958,044	1,919,237	1,980,807
Fixed equipment	554,679	298,466	253,029
Construction in progress	962,684	1,272,875	890,508
	<u>20,688,349</u>	<u>19,657,915</u>	<u>18,809,604</u>
Less accumulated depreciation	<u>(11,906,868)</u>	<u>(12,496,156)</u>	<u>(11,900,281)</u>
Net property and equipment	<u>\$ 8,781,481</u>	<u>7,161,759</u>	<u>6,909,323</u>

During the year ended June 30, 2014, the Center's capital expenditures included improvements to several of the Children's Behavioral cottages, HVAC upgrade, elevator replacement, fire alarm replacement and fire sprinkler upgrades. Building Service Equipment included installation of a security system at the new Alcohol and Substance Abuse Program (ASAP) location, as well as plumbing, electrical and HVAC upgrades. The majority of the improvements were directly related to patient safety needs, including mold remediation and asbestos abatement. Multiple cottage improvements were made as part of an overall Center suicide risk abatement program as recommended to decrease the risk of suicide for patients while in the Center.

Change in Net Position

Total net position (assets plus deferred outflows minus liabilities minus deferred inflows) are classified by the Center's ability to use these assets to meet operating needs. Total net position can be unrestricted or restricted. Unrestricted net position for the Center may be used to meet all operating needs of the Center. Restricted net position is generated by donations and gifts and is further classified as to the purpose for which it must be used. The Center's total change in net position reflected a net decrease of approximately \$187,000 in 2014 and a net decrease of \$1.5 million in 2013.

**UNM BEHAVIORAL OPERATIONS
UNIVERSITY OF NEW MEXICO HEALTH SCIENCES CENTER
CLINICAL OPERATIONS
MANAGEMENT'S DISCUSSION AND ANALYSIS (CONTINUED)
June 30, 2014 and 2013**

Factors Impacting Future Periods

On July 31, 2014, Centers for Medicare & Medicaid Services (CMS) released the fiscal year 2015 Inpatient Psychiatric Facilities Prospective Payment System (IPF) Final Rule. The IPF rates will increase by a market basket increase of 2.9%, less a 0.5% productivity reduction and an additional market basket reduction of 0.3% as mandated under the Patient Protection and Affordable Care Act (PPACA), and an increase of 0.4% resulting from an updated outlier threshold. The estimated impact to Medicare IPF reimbursement is an increase of \$98k.

On July 3, 2014, CMS issued the proposed calendar year 2015 Outpatient Prospective Payment rule. CMS proposed to raise the base OPSS Payment rate by a market basket increase of 2.7%, less a productivity adjustment of 0.4% and 0.2% for reductions required under PPACA. For hospitals that do not report the 22 quality measures identified by CMS, the update will be decreased by 2.0 percentage points, to 0.1%. CMS has proposed creating 28 comprehensive ambulatory payment classifications (APCs), which package related items and services into a single payment for the comprehensive primary service. These comprehensive APCs will replace the existing device-dependent APCs (procedures requiring a device to also be coded). The proposed comprehensive APCs will cover certain ancillary services with a geometric mean cost of less than \$100 that are typically paid under separate fee schedules (such as laboratory services and therapy services, and durable medical equipment, prosthetic and orthotic supplies). These services will be considered adjunctive services that support the primary service and will not be paid separately. Separate payment will be made for the ancillary services when they are furnished by themselves. CMS proposes using the final FY 2015 IPPS wage index for CY 2015 OPSS and the same wage index transition periods as those used in IPPS. CMS has proposed to begin collecting information that would allow it to analyze the services and payment for services furnished in off-campus provider-based hospital departments. The proposed rule would require a modifier be added to physician services and outpatient hospital services provided in an off-campus provider-based department of a hospital.

**UNM BEHAVIORAL OPERATIONS
UNIVERSITY OF NEW MEXICO HEALTH SCIENCES CENTER
CLINICAL OPERATIONS
MANAGEMENT'S DISCUSSION AND ANALYSIS (CONTINUED)
June 30, 2014 and 2013**

The Patient Protection and Affordable Care Act (PPACA) was enacted on March 23, 2010. PPACA expanded Medicaid eligibility provisions, Medicare and Medicaid reforms, and private insurance market reforms. PPACA includes legislation on Health Exchanges. Health Exchanges are expected to facilitate the purchase of health insurance for qualified individuals and small employers. Federal subsidies for premiums under Health Exchanges became available beginning January 2014. On July 22, 2014, the D.C. Circuit Court of Appeals in Washington ruled that the text of PPACA forbids income-tax subsidies for low and middle income Americans whose insurance is provided through one of the federally run insurance exchanges (*Halbig v. Burwell*). The Circuit Court ruled that tax credits can only be provided on coverage purchased through an exchange established by the state. Thirty-six states currently use the federally run insurance exchanges, including New Mexico. On the same day, the 4th U.S. Circuit Court of Appeals in Virginia upheld the subsidies provided for coverage purchased on federal exchanges (*King v. Burwell*). In August 2014, plaintiffs in the Virginia case petitioned the Supreme Court to hear the case. If accepted by the Supreme Court, a ruling may not be made until after the next re-enrollment period for 2015. New Mexico will continue to utilize the federal health exchange for the next enrollment period and will be impacted by any subsequent court rulings. CMS has also identified a significant number of enrollees nationally that have not provided all required documentation to support enrollment on the federal health exchange. If documentation is not provided, patients will be removed from the federal health exchange as of September 31, 2014. The number of New Mexico enrollees impacted is not known at this time.

The Recovery Audit Contract (RAC) program was created through the Medicare Modernization Act of 2003 (MMA) to recover inappropriate payments made to providers for fee-for-service Medicare. The RAC program encompassing New Mexico became effective in March 2009, with Connolly Consulting Associates, Inc. as the contractor. CMS is currently in the procurement process for the next round of RAC contractors. In February 2014, CMS issued deadlines by which current contractors could submit additional documentation requests (ADRs) and improper payment adjustment files to the Medicare Administrative Contractors (MACs) for adjustment. These deadlines were to allow completion of all outstanding claims reviews and other process by the end of the current contracts. On August 4, 2014, due to delays in awarding RAC contracts, CMS initiated contract modifications to current RAC contracts to allow a restart of some reviews. CMS stated that most reviews will be on an automated basis, with a limited number of complex reviews of topics selected by CMS. During the extension of the current contracts, RACs will not review claims to determine if the care was delivered in the appropriate setting.

**UNM BEHAVIORAL OPERATIONS
UNIVERSITY OF NEW MEXICO HEALTH SCIENCES CENTER
CLINICAL OPERATIONS
MANAGEMENT'S DISCUSSION AND ANALYSIS (CONTINUED)
June 30, 2014 and 2013**

In January 2009, the Department of Health and Human Services (HHS) published final rules on the adoption of International Classification of Diseases, 10th Revision, Clinical Modification (ICD-10) as the Health Insurance Portability and Accountability Act of 1996 (HIPAA) standard code set to replace ICD-9. This 2009 ICD-10 final rule established October 1, 2013 as the compliance date for ICD-10 coding of diagnosis and procedure codes. In September 2012, HHS published a delay in the ICD-10 compliance date from October 1, 2013 to October 1, 2014. On April 1, 2014, the Protecting Access to Medicare Act of 2014 (PAMA) was signed delaying the transition to ICD-10 for at least one year. On July 31, 2014, HHS issued a final rule establishing October 1, 2015 as the compliance date for ICD-10.

The Bernalillo County mill levy the Hospital receives is based on property values. It is possible that the amount of the mill levy may remain flat or potentially decrease as a result of reduced property values and slowdowns in the building construction industry. The Hospital's facilities are leased from Bernalillo County (the County) by UNM under the 1999 lease agreement, as described under Note 1 to the financial statements. Section IV of this agreement provides for either party to the lease to reopen the terms and conditions by giving notices in the first three months of 2006, 2014, 2022, 2030 and 2038. On March 25, 2014, the County Commission approved Administrative Resolution AR 2014-21 to open negotiations with UNM on the lease agreement and to establish a taskforce to provide healthcare expertise to the County in support of the negotiations. The County is expected to receive recommendations from the taskforce in September 2014. It is likely the County will request the Hospital to expand or add services based on the priorities identified by the taskforce. Behavioral Health services expansion is expected to be a key part of this request, as this has been a topic of high concern in the local community. The Hospital may be expected to partner with Bernalillo County, the City of Albuquerque, State and other community providers to better address the needs of behavioral health patients, but the potential financial impact to the Center is unknown at this time.

Contacting the Center's Financial Management

This financial report is designed to provide the Center's patients, suppliers, taxpayers, and creditors with a general overview of the Center's finances and to show the Center's accountability for the money it receives. If you have questions about this report or need additional financial information, contact the UNM Hospital's Finance and Accounting Department, Attn.: Controller, P.O. Box 80600, Albuquerque, NM 87198-0600.

**UNM BEHAVIORAL OPERATIONS
UNIVERSITY OF NEW MEXICO HEALTH SCIENCES CENTER
CLINICAL OPERATIONS
STATEMENT OF NET POSITION
June 30, 2014 and 2013**

ASSETS	2014	2013
Current Assets		
Cash and cash equivalents	\$ 3,217	3,487
Receivables		
Patient (net of allowance for doubtful accounts and contractual adjustments of approximately \$11,091,000 in 2014 and \$8,790,000 in 2013)	3,733,931	2,758,470
Contracts and grants	12,027	158,693
Estimated third-party payor settlements	4,584,336	3,693,848
Bernalillo County mill levy	232,103	205,370
Other	43,666	41,902
Total net receivables	<u>8,606,063</u>	<u>6,858,283</u>
Inventories	128,144	162,708
Prepaid expenses	1,833	1,760
Total current assets	<u>8,739,257</u>	<u>7,026,238</u>
Noncurrent assets		
Due from affiliates	9,507,505	13,151,881
Capital assets, net	8,781,481	7,161,759
Total noncurrent assets	<u>18,288,986</u>	<u>20,313,640</u>
Total assets	<u>\$ 27,028,243</u>	<u>27,339,878</u>
 LIABILITIES		
Current liabilities		
Accounts payable	\$ 1,126,376	1,547,442
Due to University of New Mexico	486,302	462,657
Accrued compensation and benefits	2,392,607	2,241,902
Estimated third-party payor settlements	1,648,826	1,569,878
Total current liabilities	<u>5,654,111</u>	<u>5,821,879</u>
Noncurrent liabilities		
Net OPEB obligation	586,223	543,378
Total noncurrent liabilities	<u>586,223</u>	<u>543,378</u>
Total liabilities	<u>\$ 6,240,334</u>	<u>6,365,257</u>
 NET POSITION		
Invested in capital assets	\$ 8,781,481	7,161,759
Restricted for expendable grants, bequests, and contributions	226,856	143,798
Unrestricted	11,779,572	13,669,064
Total net position	<u>\$ 20,787,909</u>	<u>20,974,621</u>

See Notes to Financial Statements.

**UNM BEHAVIORAL OPERATIONS
UNIVERSITY OF NEW MEXICO HEALTH SCIENCES CENTER
CLINICAL OPERATIONS
STATEMENTS OF REVENUES, EXPENSES, AND CHANGES IN NET POSITION
Years Ended June 30, 2014 and 2013**

	2014	2013
Operating Revenues		
Net patient service	\$ 26,381,539	24,577,690
State and local contracts and grants	2,215,567	2,838,373
Other operating	139,982	68,541
Total operating revenues	<u>28,737,088</u>	<u>27,484,604</u>
Operating Expenses		
Employee compensation	27,296,072	27,307,784
Benefits	6,302,189	6,298,977
Medical services	7,807,226	7,486,766
Medical supplies	2,934,122	2,235,819
Occupancy	1,393,749	1,203,939
Purchased services	970,985	1,027,602
Depreciation	848,422	683,770
Other supplies	840,293	741,764
Equipment	653,859	532,382
Other	406,090	482,896
Total operating expenses	<u>49,453,007</u>	<u>48,001,699</u>
Operating loss	<u>(20,715,919)</u>	<u>(20,517,095)</u>
Nonoperating revenues (expenses)		
Bernalillo County mill levy	13,803,040	12,772,080
State general fund and other state fund appropriations	6,974,936	6,505,100
Bequests and contributions	81,602	18,421
Other nonoperating expense	(330,371)	(324,480)
Net nonoperating revenues	<u>20,529,207</u>	<u>18,971,121</u>
(Decrease) in net position	(186,712)	(1,545,974)
Net position, beginning of year	<u>20,974,621</u>	<u>22,520,595</u>
Net position, end of year	\$ 20,787,909	20,974,621

See Notes to Financial Statements.

**UNM BEHAVIORAL OPERATIONS
UNIVERSITY OF NEW MEXICO HEALTH SCIENCES CENTER
CLINICAL OPERATIONS
STATEMENTS OF CASH FLOWS
Years Ended June 30, 2014 and 2013**

	<u>2014</u>	<u>2013</u>
Cash flows from operating activities		
Cash received from Medicaid and Medicare	\$ 17,711,141	20,200,212
Cash received from insurance and patients	6,883,397	5,552,730
Cash received from contracts and grants	2,362,233	3,083,992
Cash payments to suppliers	(12,397,018)	(12,033,183)
Cash payments to employees	(27,102,521)	(27,200,456)
Cash payments to University of New Mexico	(9,276,108)	(9,295,909)
Cash received from affiliates	3,644,376	1,553,745
Other cash receipts	139,909	96,825
Net cash (used in) operating activities	(18,034,591)	(18,042,044)
Cash flows from noncapital financing activities		
Cash received from state general fund and other state fund appropriations	6,974,936	6,505,100
Cash received from Bernalillo County mill levy	13,776,307	12,779,360
Cash payment for nonoperating sources	(330,371)	(324,480)
Cash received from contributions for other-than-capital purposes	9,978	18,421
Net cash provided by noncapital financing activities	20,430,850	18,978,401
Cash flows from capital activities		
Purchases of capital assets	(2,468,153)	(936,207)
Capital grants and gifts received	71,624	-
Net cash (used in) capital activities	(2,396,529)	(936,207)
Net (decrease) increase in cash and cash equivalents	(270)	150
Cash and cash equivalents, beginning of year	3,487	3,337
Cash and cash equivalents, end of year	\$ 3,217	3,487
Reconciliation of operating loss to net cash used in operating activities		
Operating loss	\$ (20,715,919)	(20,517,095)
Adjustments to reconcile operating loss to net cash (used in) operating activities		
Depreciation expense	848,422	683,770
Provision for doubtful accounts	1,010,777	1,319,624
Change in assets and liabilities		
Patient receivables, net	(1,986,238)	(644,308)
Due from affiliates	3,644,376	1,553,745
Due from the University of New Mexico	-	-
Contracts and grants receivables	146,666	245,619
Estimated third-party payor settlements receivables	(890,488)	(501,570)
Other assets and prepaid expenses	(1,829)	51,147
Inventories	34,564	55,427
Due to University of New Mexico	23,645	(49,379)
Accounts payable and accrued expenses	(227,515)	(1,240,530)
Estimated third-party payor settlements liabilities	78,948	1,001,506
Net cash (used in) operating activities	\$ (18,034,591)	(18,042,044)

See Notes to Financial Statements.

**UNM BEHAVIORAL OPERATIONS
UNIVERSITY OF NEW MEXICO HEALTH SCIENCES CENTER
CLINICAL OPERATIONS
NOTES TO FINANCIAL STATEMENTS
June 30, 2014 and 2013**

NOTE 1. DESCRIPTION OF BUSINESS

UNM Behavioral Operations include the UNM Psychiatric Center and the UNM Children's Psychiatric Center (collectively, the Center).

The UNM Psychiatric Center (Adult Center) is a psychiatric center operated by the University of New Mexico Health Sciences Center, and was organized under a joint powers agreement between the University of New Mexico (UNM), a state institution of higher education created by the New Mexico Constitution, and Bernalillo County (the County) for the purpose of providing mental health services and for the advancement of human knowledge and education in the mental health field. The UNM Board of Regents and the Board of County Commissioners entered into a lease agreement for operation and lease of county healthcare facilities, effective July 1, 1999 and terminating June 30, 2020. The purpose of the original lease is to operate and maintain the Center in accordance with the provisions of the Hospital Funding Act for the term of the agreement. This agreement continues in force until rescinded or terminated by either party. Effective November 18, 2004, the UNM Board of Regents and the Board of County Commissioners entered into a First Amendment to the Original Lease, under which, among other things, extended the term of the Original Lease until June 30, 2055.

The UNM Children's Psychiatric Center (Children's Center), a psychiatric center operated by the University of New Mexico (UNM) Health Sciences Center, is certified as a short-term, acute care provider. The Center provides intensive treatment for children and adolescents through its acute inpatient, residential, and outpatient therapy programs. The Children's Center is the state's only comprehensive psychiatric facility dedicated solely to the treatment of seriously emotionally disturbed children and adolescents.

The accompanying financial statements of the UNM Behavioral Operations are intended to present the financial position and changes in financial position and cash flows of only that portion of the business-type activities of UNM, which are attributable to the transactions of the Center. The UNM Behavioral Operations are not a legally separate entity and are, therefore, reported as a division of UNM and included in the basic financial statements of UNM. The Center as a division of UNM is not legally separate and has no component units.

The UNM Board of Regents is the ultimate governing authority of the UNM Behavioral Operations, but has delegated certain oversight responsibilities to the UNM Health Sciences Center's Board of Trustees, which consists of nine

**UNM BEHAVIORAL OPERATIONS
UNIVERSITY OF NEW MEXICO HEALTH SCIENCES CENTER
CLINICAL OPERATIONS
NOTES TO FINANCIAL STATEMENTS
June 30, 2014 and 2013**

NOTE 1. DESCRIPTION OF BUSINESS (CONTINUED)

members, including seven members appointed by the UNM Board of Regents. One is nominated by the All Indian Pueblo Council and the two remaining members are appointed by the County Commission.

NOTE 2. SUMMARY OF SIGNIFICANT ACCOUNTING POLICIES

Basis of Presentation. The accompanying financial statements have been prepared using the economic resource measurement focus and the accrual basis of accounting, in accordance with generally accepted accounting principles for healthcare organizations, and are presented in accordance with the reporting model as prescribed in Governmental Accounting Standards Board (GASB) Statement No. 34, *Basic Financial Statements – and Management’s Discussion and Analysis – for State and Local Governments*; as amended by GASB Statement No. 37, *Basic Financial Statements – and Management’s Discussion and Analysis – for State and Local Governments: Omnibus*; GASB Statement No. 38, *Certain Financial Statement Note Disclosure*; and GASB Statement No. 63, *Financial Reporting of Deferred Outflows of Resources, Deferred Inflow of Resources, and Net Position*. The Center follows the business-type activities requirements of GASB Statement No. 34 and No. 63. This approach requires the following components of the Center’s financial statements:

- Management’s discussion and analysis.
- Basic financial statements, including statements of net position, statements of revenues, expenses, and changes in net position, and statements of cash flows using the direct method for the Center as a whole.
- Notes to financial statements.

GASB Statement No. 34 established standards for external financial reporting and requires that resources be classified for accounting and reporting purposes into the following three net position categories:

- *Invested in capital assets:* Capital assets, net of accumulated depreciation.
- *Restricted net position: expendable:* Assets whose use by the Center is subject to externally imposed constraints that can be fulfilled by actions of the Center pursuant to those constraints or that expire by the passage of time.
- *Unrestricted:* Assets that are not subject to externally imposed constraints. Unrestricted net position may be designated for specific purposes by action of the Board of Trustees, the UNM Board of Regents, or may otherwise be limited by contractual agreements with outside parties.

**UNM BEHAVIORAL OPERATIONS
UNIVERSITY OF NEW MEXICO HEALTH SCIENCES CENTER
CLINICAL OPERATIONS
NOTES TO FINANCIAL STATEMENTS
June 30, 2014 and 2013**

NOTE 2. SUMMARY OF SIGNIFICANT ACCOUNTING POLICIES (CONTINUED)

Effective July 1, 2012, the Center adopted GASB Statement No. 63, *Financial Reporting of Deferred Outflows of Resources, Deferred Inflow of Resources, and Net Position*. This statement had minimal impact to the Center's financial statements or related accounting and financial reporting. The primary effects of implementing this statement was to change all previous references from "net assets" to "net position," change the line item for "invested in capital assets, net of related debt" to "net investment in capital assets," and to classify certain assets and liabilities as "deferred inflows" and "deferred outflows." At June 30, 2013, the Center had no items meeting the criteria of "deferred inflows" or "deferred outflows."

Recent Accounting Pronouncement. GASB Statement No. 65, *Items Previously Reported as Assets and Liabilities*, was implemented effective July 1, 2013. The statement establishes accounting and financial reporting standards that reclassify, as deferred outflows of resources or deferred inflows of resources, certain items that were previously reported as assets and liabilities, and recognizes, as outflows of resources or inflows of resources, certain items that were previously reported as assets and liabilities. Changes required by this statement were required to be applied retroactively by restating financial statements for all periods presented. At June 30, 2014, the implementation of this standard has had no impact to the Center.

The GASB issued GASB Statement No. 68, *Accounting and Financial Reporting for Pensions—an amendment of GASB Statement No. 27* ("GASB No. 68"), which is effective for financial statements for periods beginning after June 15, 2014. GASB No. 68 replaces the requirements of Statement No. 27, *Accounting for Pensions by State and Local Governmental Employers*, as well as the requirements of Statement No. 50, *Pension Disclosures*, as they relate to pensions that are provided through pension plans administered as trusts or equivalent arrangements (hereafter jointly referred to as trusts) that meet certain criteria. The requirements of Statements 27 and 50 remain applicable for pensions that are not covered by the scope of this Statement. It establishes standards for measuring and recognizing liabilities, deferred outflows of resources, and deferred inflows of resources, and expense/expenditures. For defined benefit pensions, this Statement identifies the methods and assumptions that should be used to project benefit payments, discount projected benefit payments to their actuarial present value, and attribute that present value to periods of employee service. Note disclosure and required supplementary information requirements about pensions also are addressed. The Center is currently evaluating the impact of the adoption of GASB No. 68 for the fiscal year ending June 30, 2015.

**UNM BEHAVIORAL OPERATIONS
UNIVERSITY OF NEW MEXICO HEALTH SCIENCES CENTER
CLINICAL OPERATIONS
NOTES TO FINANCIAL STATEMENTS
June 30, 2014 and 2013**

NOTE 2. SUMMARY OF SIGNIFICANT ACCOUNTING POLICIES (CONTINUED)

Use of Estimates. The preparation of financial statements in accordance with U.S. generally accepted accounting principles requires management to make estimates and assumptions that affect the reported amounts of assets and liabilities and disclosure of contingent assets and liabilities at the financial statement dates, and the reported amount of revenues and expenses during the reporting periods. Due to uncertainties in the estimation process, actual results could differ from those estimates.

Contracts and Grants. Revenue from contracts and grants is recognized to the extent of direct costs and allowable indirect expenses incurred under the terms of each agreement. Funds restricted by grantors for operating purposes are recognized as revenues when the terms of the grant have been met. All reimbursable costs for which reimbursement has not been received are reflected in the accompanying statements of net assets as contracts and grants receivable.

Operating Revenues and Expenses. The Center's statements of revenues, expenses, and changes in net position distinguish between operating and nonoperating revenues and expenses. Operating revenues, such as patient services revenues, result from exchange transactions associated with providing healthcare services, the behavioral operations' principal activity. Exchange transactions are those in which each party to the transaction receives and gives up essentially equal values. Operating expenses are all expenses incurred to provide healthcare services.

Nonoperating Revenue. Nonoperating revenue includes activities that have the characteristics of nonexchange transactions, such as appropriations, gifts, investment income, and government levies. Nonexchange revenue streams are recognized under GASB Statement No. 33, Accounting and Financial Reporting for Nonexchange Transactions. Appropriations are recognized in the year they are appropriated, regardless of when actually received. Bequests and contributions are recognized when all applicable eligibility requirements have been met. The Mill Levy is recognized in the period it is collected by Bernalillo County.

Cash and Cash Equivalents. The Center considers all highly liquid investments (excluding amounts whose use is limited) purchased with an original maturity of three months or less to be cash equivalents.

**UNM BEHAVIORAL OPERATIONS
UNIVERSITY OF NEW MEXICO HEALTH SCIENCES CENTER
CLINICAL OPERATIONS
NOTES TO FINANCIAL STATEMENTS
June 30, 2014 and 2013**

NOTE 2. SUMMARY OF SIGNIFICANT ACCOUNTING POLICIES (CONTINUED)

Inventories. Inventories consisting of medical, surgical and maintenance supplies, and pharmaceuticals are stated at the lower of cost or market. Cost is determined using the first-in, first-out valuation method, except that the replacement cost method is used for pharmacy inventories.

Capital Assets. Capital assets are stated at cost on the date of acquisition or at estimated fair value on the date of donation. The Center's capitalization policy for assets includes all items with a unit cost of more than \$5,000. Depreciation of capital assets is calculated using the straight-line method over the estimated useful lives of the assets as indicated in the "Estimated useful lives of Depreciable Hospital Assets," Revised 2008 Edition published by the American Hospital Association. Repairs and maintenance costs are charged to expense as incurred. On a quarterly basis, the Center assesses long-lived assets in order to determine whether or not it is necessary to retire, replace, or impair on condition of the assets and their intended use.

The buildings occupied by the Center are as follows: The Adult Center's buildings are owned by the County and are furnished to this Center in accordance with the lease agreement between the County and UNM. The Children Center's buildings are owned by UNM and are furnished for use to this Center. The land for the Center is owned by UNM. This property has been recorded on the Center's financial statements. Equipment includes items that have been purchased with funds received in accordance with certain contracts and grants, and title to this equipment is vested with the Center.

Due from Affiliates. The UNM Hospital (the Hospital) receives all cash on behalf of the Center and pays all obligations. Accounts payable and accrued expenses are considered paid and no longer an obligation of the Center when vouchered for payment by the Hospital. Amounts due from affiliates consist mainly of cash collected in excess of expenses paid and do not bear interest.

Net Patient Service Revenues. Net patient revenues are recorded at the estimated net realizable amount from patients, third-party payors, and others for services rendered. Retroactive adjustments under reimbursement agreements with third-party payors are accrued on an estimated basis in the period the related services are rendered and adjusted in future periods as final settlements are determined.

**UNM BEHAVIORAL OPERATIONS
UNIVERSITY OF NEW MEXICO HEALTH SCIENCES CENTER
CLINICAL OPERATIONS
NOTES TO FINANCIAL STATEMENTS
June 30, 2014 and 2013**

NOTE 2. SUMMARY OF SIGNIFICANT ACCOUNTING POLICIES (CONTINUED)

Contractual adjustments resulting from agreements with various organizations to provide services for amounts that differ from billed charges, including services under Medicare and Medicaid, are recorded as deductions from patient revenues. Accounts, when determined to be uncollectible, are charged against the allowance for doubtful accounts. With respect to State Coverage Insurance (SCI) Program, funding is modeled after a capitated payment program. Revenue with respect to SCI is recognized in the period in which the Hospital is obligated to provide care to the enrolled members. Funds are remitted to the Hospital on a per member per month basis for all state approved members and then allocated to the Center based on the Center's percentage of adjudicated claims. Contractual adjustments are recorded as deductions from patient revenue in its entirety. Allocated payments are recorded on a monthly basis as an offset to contractual adjustments.

Charity Care. The Center provides care to patients who meet certain criteria under its charity care policy without charge or at amounts less than its established rates. Because the Center does not pursue collection of amounts determined to qualify as charity care, they are deducted from gross revenue, with the exception of co-payments.

Bernalillo County Taxes. The amount of the property tax levy is assessed annually on November 1 based on the valuation of property as determined by the Bernalillo County Assessor and is due in equal semiannual installments on November 10 and April 10 of the next year. Taxes become delinquent 30 days after the due date unless the original levy date has been formally extended. Taxes are collected on behalf of the Center by the County Treasurer and are remitted to the Hospital in the month following collection. Revenue is recognized in the fiscal year the levy is collected by Bernalillo County.

State Appropriation. The funding for the state appropriation is included in the General Appropriation Act, which is approved by the House and Senate of the State Legislature and signed by the governor before going into effect. Total funds appropriated for years ended June 30, 2014 and 2013 are \$6,975,000 and \$6,505,100, respectively. These funds are appropriated in the General Fund. The General Fund is designated as a nonreverting fund, per House Bill 2, Section 4. Sub-section J. Higher Education.

**UNM BEHAVIORAL OPERATIONS
UNIVERSITY OF NEW MEXICO HEALTH SCIENCES CENTER
CLINICAL OPERATIONS
NOTES TO FINANCIAL STATEMENTS
June 30, 2014 and 2013**

NOTE 2. SUMMARY OF SIGNIFICANT ACCOUNTING POLICIES (CONTINUED)

Income Taxes. As part of a state institution of higher education, the income of the Center is generally excluded from federal and state income taxes under Section 115(1) of the Internal Revenue Code. However, income generated from activities unrelated to the Center's exempt purpose is subject to income taxes under Internal Revenue Code Section 511(a)(2)(B). During the years ended June 30, 2014 and 2013, there was no income generated from unrelated activities.

Risk Management. The Hospital sponsors a self-insured health plan in which the Center's employees participate, as all employees of the Center are under the centralized umbrella of the Hospital. Blue Cross and Blue Shield of New Mexico and HMO New Mexico (BCBSNM and HMONM) provide administrative claim payment services for the Hospital's plan. Liabilities are based on an estimate of claims that have been incurred but not reported (IBNR) and claims received but not yet paid. At June 30, 2014 and 2013, the estimated amount of the Center's IBNR and accrued claims was \$268,000 and \$280,000, respectively. The liability balance for the self-insurance plan is included in accrued payroll of the Hospital, which is reflected in the net due from affiliate account of the Center. The incurred but not reported liability was based on an actuarial analysis calculated using information provided by BCBSNM. Changes in the reported liability were as follows:

	<u>Fiscal Year</u>	<u>Estimates</u>	<u>Payments</u>	<u>Year-end</u>
2013-2014	\$ 280,000	2,889,986	(2,901,988)	267,998
2012-2013	\$ 409,749	2,628,346	(2,758,095)	280,000

Financial Reporting by Employers for Postemployment Benefits Other than Pensions. The Hospital and the Center provide other postemployment benefits (OPEB) as part of the total compensation offered to attract and retain the services of qualified employees. OPEB includes postemployment medical and dental healthcare provided separately from a benefit or pension plan. GASB Statement No. 45, Accounting and Financial Reporting by Employers for Postemployment Benefits Other Than Pensions, establishes standards for the measurement, recognition, and display of OPEB expense/expenditures and related liabilities (assets), note disclosures, required supplementary information (RSI) in the financial reports of state and local governmental employers.

Classification. Certain 2013 amounts have been reclassified to conform to the 2014 presentation.

**UNM BEHAVIORAL OPERATIONS
UNIVERSITY OF NEW MEXICO HEALTH SCIENCES CENTER
CLINICAL OPERATIONS
NOTES TO FINANCIAL STATEMENTS
June 30, 2014 and 2013**

NOTE 3. CONCENTRATION OF RISK

The Center receives payment for services rendered to patients under payment arrangements with payors that include: (i) Medicare and Medicaid, (ii) other third-party payors, including commercial carriers, and (iii) others. The other payor category includes United States Public Health Service, self-pay, counties and other government agencies. The following table summarizes patient accounts receivable and the percentage of gross accounts receivable from all payors as of June 30:

	2014		2013	
Patients and their insurance carriers	\$ 3,159,198	21%	\$ 3,072,424	26%
Medicare	2,693,424	18	2,748,013	24
Medicaid	8,971,975	61	5,727,711	50
Total patient accounts receivable	14,824,597	100%	11,548,148	100%
Less allowance for uncollectible accounts and contractual adjustments	(11,090,666)		(8,789,678)	
Patient accounts receivable, net	\$ 3,733,931		\$ 2,758,470	

**UNM BEHAVIORAL OPERATIONS
UNIVERSITY OF NEW MEXICO HEALTH SCIENCES CENTER
CLINICAL OPERATIONS
NOTES TO FINANCIAL STATEMENTS
June 30, 2014 and 2013**

NOTE 4. CAPITAL ASSETS

The major classes of capital assets at June 30 and activity for the year then ended are as follows:

	Year Ended June 30, 2014				
	Beginning Balance	Additions	Transfers	Retirements	Ending Balance
Center capital assets not being depreciated:					
Land	\$ 111,000	—	—	—	111,000
Construction in progress	1,272,875	2,417,271	(2,727,462)	—	962,684
	<u>\$ 1,383,875</u>	<u>2,417,271</u>	<u>(2,727,462)</u>	<u>—</u>	<u>1,073,684</u>
Center depreciable capital assets:					
Land and improvements	\$ 842,031	—	164,877	-	1,006,908
Buildings and building improvements	11,764,600	—	1,211,320	(575,247)	12,400,673
Building service equipment	3,449,706	—	1,082,134	(837,479)	3,694,361
Major Moveable equipment	1,919,238	43,465	25,542	(30,201)	1,958,044
Fixed equipment	298,465	12,625	243,589	-	554,679
Total depreciable capital assets	<u>18,274,040</u>	<u>56,090</u>	<u>2,727,462</u>	<u>(1,442,927)</u>	<u>19,614,665</u>
Less accumulated depreciation for:					
Land improvements	(314,076)	(69,996)	—	—	(384,072)
Buildings and building improvements	(8,833,443)	(458,112)	—	575,247	(8,716,308)
Building service equipment	(1,532,659)	(244,141)	—	832,263	(944,537)
Major Moveable equipment	(1,755,589)	(37,102)	—	30,201	(1,762,490)
Fixed Equipment	(60,389)	(39,072)	—	—	(99,461)
Total accumulated depreciation	<u>(12,496,156)</u>	<u>(848,423)</u>	<u>—</u>	<u>1,437,711</u>	<u>(11,906,868)</u>
Center depreciable capital assets, net \$	<u>5,777,884</u>	<u>(792,333)</u>	<u>2,727,462</u>	<u>(5,216)</u>	<u>7,707,797</u>
Capital asset summary:					
Center capital assets not being depreciated	\$ 1,383,875	2,417,271	(2,727,462)	—	1,073,684
Center depreciable capital assets, at cost	18,274,040	56,090	2,727,462	(1,442,927)	19,614,665
Center total cost of capital assets	19,657,915	2,473,361	—	(1,442,927)	20,688,349
Less accumulated depreciation	(12,496,156)	(848,423)	—	1,437,711	(11,906,868)
Center capital assets, net	<u>\$ 7,161,759</u>	<u>1,624,938</u>	<u>—</u>	<u>(5,216)</u>	<u>8,781,481</u>

**UNM BEHAVIORAL OPERATIONS
UNIVERSITY OF NEW MEXICO HEALTH SCIENCES CENTER
CLINICAL OPERATIONS
NOTES TO FINANCIAL STATEMENTS
June 30, 2014 and 2013**

NOTE 4. CAPITAL ASSETS (CONTINUED)

	Year Ended June 30, 2013				Ending Balance
	Beginning Balance	Additions	Transfers	Retirements	
Center capital assets not being depreciated:					
Land	\$ 111,000	—	—	—	111,000
Construction in progress	890,508	821,916	(584,391)	144,842	1,272,875
	<u>\$ 1,001,508</u>	<u>821,916</u>	<u>(584,391)</u>	<u>144,842</u>	<u>1,383,875</u>
Center depreciable capital assets:					
Land and improvements	\$ 822,461	22,820	5,600	(8,850)	842,031
Buildings and building improvements	11,565,230	—	199,370	—	11,764,600
Building service equipment	3,186,569	—	394,784	(131,647)	3,449,706
Major moveable equipment	1,980,808	16,670	(60,968)	(17,272)	1,919,238
Equipment	253,028	-	58,632	(13,195)	298,465
Total depreciable capital assets	<u>17,808,096</u>	<u>39,490</u>	<u>597,418</u>	<u>(170,964)</u>	<u>18,274,040</u>
Less accumulated depreciation for:					
Land improvements	(255,446)	(67,480)	—	8,850	(314,076)
Buildings and building improvements	(8,443,317)	(390,126)	—	—	(8,833,443)
Building service equipment	(1,365,983)	(167,408)	—	732	(1,532,659)
Major moveable equipment	(1,795,147)	(38,682)	60,968	17,272	(1,755,589)
Equipment	(40,388)	(20,074)	—	73	(60,389)
Total accumulated depreciation	<u>(11,900,281)</u>	<u>(683,770)</u>	<u>60,968</u>	<u>26,927</u>	<u>(12,496,156)</u>
Center depreciable capital assets, net	<u>\$ 5,907,815</u>	<u>(644,280)</u>	<u>658,386</u>	<u>(144,037)</u>	<u>5,777,884</u>
Capital asset summary:					
Center capital assets not being depreciated	\$ 1,001,508	821,916	(584,391)	144,842	1,383,875
Center depreciable capital assets, at cost	17,808,096	39,490	597,418	(170,964)	18,274,040
Center total cost of capital assets	18,809,604	861,406	13,027	(26,122)	19,657,915
Less accumulated depreciation	<u>(11,900,281)</u>	<u>(683,770)</u>	<u>60,968</u>	<u>26,927</u>	<u>(12,496,156)</u>
Center capital assets, net	<u>\$ 6,909,323</u>	<u>177,636</u>	<u>73,995</u>	<u>805</u>	<u>7,161,759</u>

**UNM BEHAVIORAL OPERATIONS
UNIVERSITY OF NEW MEXICO HEALTH SCIENCES CENTER
CLINICAL OPERATIONS
NOTES TO FINANCIAL STATEMENTS
June 30, 2014 and 2013**

NOTE 5. COMPENSATED ABSENCES

Qualified Center employees are entitled to accrue sick leave and annual leave based on their Full Time Equivalent (FTE) status.

Sick Leave. Full-time employees accrue four hours of sick leave each two-week pay period (13 days per annum) up to a maximum of 1,040 hours to be used for major and minor sick leave. Seven of these days are accumulated into a minor sick leave bank. Part-time employees who are at least 0.5 FTE earn sick leave on a prorated basis each pay period. At June 30 of each year, employees have the opportunity to exchange minor sick leave for annual leave or major sick leave, or cash all hours accumulated in excess of 24 hours of minor sick leave and 1,040 hours of major sick leave on an hour-for-hour basis. At termination, only employees who retire from the Center and qualify under Center policy or estates of employees who die as the result of a compensable occupational illness or injury are eligible for payment of unused accumulated hours earned under the Center's plan. Accrued sick leave as of June 30, 2014 and 2013 approximates \$189,400 and \$224,000, respectively, is computed by multiplying each employee's current hourly rate by the number of hours accrued.

Major and minor sick leave balances earned by the consolidated employees (personnel employed by UNM prior to July 2000, employed by the Center thereafter) under the UNM plan were transferred to the Center.

Upon retirement, all minor sick leave hours in excess of 600 are paid at a rate equal to 50% of the employee's hourly wage multiplied by the number of hours in excess of 600 unused minor sick leave hours based on FTE status, not to exceed 440 hours of such sick leave.

Immediately upon retirement or death, a consolidated employee is entitled to receive cash payment for unused major sick leave hours in excess of 1,040 at a rate equal to 28.5% of the employee's hourly wage multiplied by the number of hours in excess of 1,040 major sick leave hours based on FTE status. Partial hours are rounded to the nearest full hour.

Annual Leave. Full-time employees accrue annual leave based on their length of employment up to a maximum of 480 hours. Part-time employees who are at least 0.5 FTE earn annual leave on a pro-rata basis each pay period. At June 30 of each year, employees have the opportunity to exchange for cash up to 80 annual leave hours accumulated in excess of 240 hours. At termination, employees are eligible for payment of unused accumulated hours, not to exceed 480 hours. Accrued annual

**UNM BEHAVIORAL OPERATIONS
UNIVERSITY OF NEW MEXICO HEALTH SCIENCES CENTER
CLINICAL OPERATIONS
NOTES TO FINANCIAL STATEMENTS
June 30, 2014 and 2013**

NOTE 5. COMPENSATED ABSENCES (CONTINUED)

leave as of June 30, 2014 and 2013 approximates \$1,297,000 and \$1,319,000, respectively. This amount is computed by multiplying each employee's current hourly rate by the number of hours accrued.

Upon retirement, death, or involuntary termination, a consolidated employee is entitled to receive cash payment for annual leave earned prior to consolidation up to a maximum of 252 hours at a rate equal to 50% of the employee's hourly wage. Upon voluntary termination, a maximum of 168 hours is paid out at a rate equal to 50% of the employee's hourly wage.

During the years ended June 30, 2014 and 2013, the following changes occurred in accrued compensated absences:

<u>Balance</u> <u>July 1, 2013</u>	<u>Increase</u>	<u>Decrease</u>	<u>Balance</u> <u>June 30, 2014</u>
\$ 1,567,754	2,125,436	(2,179,681)	1,513,509
<u>Balance</u> <u>July 1, 2012</u>	<u>Increase</u>	<u>Decrease</u>	<u>Balance</u> <u>June 30, 2013</u>
\$ 1,559,073	2,168,521	(2,159,840)	1,567,754

Accrued compensated absences are included in "Accrued compensation and benefits" in the accompanying financial statements. The balances above include annual leave and sick leave, disclosed above, in addition to compensatory time (accrued time) and holiday, totaling approximately \$27,500 and \$25,000 in fiscal years 2014 and 2013, respectively. The portion of accrued compensated absences due after one year is not material and, therefore, is not presented separately.

NOTE 6. NET PATIENT SERVICE REVENUES

The majority of the Center's revenue is generated through agreements with third-party payors that provide for reimbursement to the Center at amounts different from its established rates. Approximately 66% and 61%, respectively, of the Center's gross patient revenues for the fiscal years ended 2014 and 2013 were derived from the Medicare and Medicaid programs, the continuations of which are dependent upon governmental policies. With the implementation of Medicare

**UNM BEHAVIORAL OPERATIONS
UNIVERSITY OF NEW MEXICO HEALTH SCIENCES CENTER
CLINICAL OPERATIONS
NOTES TO FINANCIAL STATEMENTS
June 30, 2014 and 2013**

NOTE 6. NET PATIENT SERVICE REVENUES (CONTINUED)

Part C, the Center experienced a decline in Medicare Fee for Service (FFS) revenues with an associated increase in Managed Medicare revenues as patients elected coverage under a Medicare HMO. Laws and regulations governing the Medicare and Medicaid programs are extremely complex and subject to interpretation. As a result, there is at least a reasonable possibility that recorded revenue estimates could change as a result of regulatory review. Contractual adjustments under third-party reimbursement programs represent the difference between the Center's billings at established rates for services and amounts reimbursed by third-party payors. A summary of the basis of reimbursement from major third-party payors follows:

Medicare – Inpatient psychiatric care services rendered to Medicare program beneficiaries are paid on a prospectively established per-diem rate. The Centers for Medicare and Medicaid Services (CMS) reimburses the Center for outpatient services at a prospectively established rate using Ambulatory Payment Classifications (APCs). The basis for payment under APCs are the Common Procedural Terminology coding system (CPT) and Healthcare Common Procedure Coding System (HCPCS).

Medicaid – The Center has reimbursement agreements with certain healthcare contractors that have contracted to provide services to Medicaid beneficiaries enrolled under the State of New Mexico (managed care) program. The basis for reimbursement under these agreements is a per-diem rate that includes both acute inpatient and partial hospital. For outpatient services, charges are paid based on a fee schedule determined by CPT codes, or a percentage of billed charges. The Hospital has also entered into a reimbursement agreement for the State Coverage Insurance (SCI) Program. This program is part of the New Mexico SCI Medicaid plan, funded in part by the State of New Mexico Human Services Department (HSD). Funding is modeled after a capitated payment program. Funds are remitted to the Hospital on a per member per month basis for all state approved members. The Center receives a portion of the capitated payment portion of the capitated payment remitted to the Hospital, with rate of reimbursement to the Center determined by an internally developed methodology based on percentage of the total Hospital services provided to members specifically by the Center. The Center's funding under the SCI program for the years ended June 30, 2014 and 2013 was \$514,400 and \$1,074,000, respectively, and is included in net patient service revenue. The amount for the year ended June 30, 2014 represents SCI payments for July through December only, as the program ended December 31, 2013.

**UNM BEHAVIORAL OPERATIONS
UNIVERSITY OF NEW MEXICO HEALTH SCIENCES CENTER
CLINICAL OPERATIONS
NOTES TO FINANCIAL STATEMENTS
June 30, 2014 and 2013**

NOTE 6. NET PATIENT SERVICE REVENUES (CONTINUED)

Other – The Center has also entered into reimbursement agreements with certain commercial insurance carriers, health maintenance organizations, and preferred provider organizations. The basis for reimbursement under these agreements includes prospectively determined rates-per-discharge, discounts from established charges, and prospectively determined per-diem rates.

A summary of net patient service revenues follows for the years ended June 30:

	<u>2014</u>	<u>2013</u>
Charges at established rates	\$ 67,449,097	59,032,325
Charity care	(6,863,212)	(5,223,604)
Contractual adjustments	(33,193,569)	(27,911,407)
Provision for doubtful accounts	<u>(1,010,777)</u>	<u>(1,319,624)</u>
Net patient service revenues	<u>\$ 26,381,539</u>	<u>24,577,690</u>

Estimated Third-Party Payor Settlements – Effective July 1, 2005, acute inpatient services provided under the Medicaid Managed Care program are paid at negotiated rates and are not subject to retroactive settlement.

Through June 30, 2010, services rendered to the Medicaid beneficiaries that were covered under the Medicaid fee-for-service (FFS) program were paid under a cost-reimbursement methodology subject to a cost-per-discharge limitation. The Center was reimbursed at tentative rates throughout the year with final settlement determined after submission of the annual cost report and audit thereof by the Medicaid audit agent. Medicaid cost reports have been final settled for all fiscal years through 2011. Retroactively calculated contractual adjustments arising under reimbursement agreements with third-party payors are accrued on an estimated basis in the period the related services are rendered and adjusted in future periods as final settlements are determined for service periods through June 30, 2010.

**UNM BEHAVIORAL OPERATIONS
UNIVERSITY OF NEW MEXICO HEALTH SCIENCES CENTER
CLINICAL OPERATIONS
NOTES TO FINANCIAL STATEMENTS
June 30, 2014 and 2013**

NOTE 6. NET PATIENT SERVICE REVENUES (CONTINUED)

The Center is reimbursed from the Medicare programs for certain reimbursable items at prospectively established rates with final settlement determined after submission of annual cost reports by the Center (see Note 7). The annual cost reports are subject to audit by the Medicare intermediary. Cost reports through 2009, excluding 2005, have been final settled for the Medicare program.

Current year estimates, settlements of prior-year cost reports, and changes in prior - year estimates resulted in net increases to net patient service revenue of approximately \$653,000 and \$609,000 for the years ended June 30, 2014 and 2013, respectively. During the fiscal year ended June 30, 2014, \$633,707 was accrued for Medicare as an estimate for the fiscal year 2014 cost report. During the fiscal year ended June 30, 2013, \$667,940 was accrued for Medicare as an estimate for the fiscal year 2013 cost report.

Management believes that these estimates are adequate. Laws and regulations governing the Medicare program are extremely complex and subject to interpretation. As a result, there is at least a reasonable possibility that recorded estimates will change by a material amount in the near term. Estimates are continually monitored and reviewed, and as settlements are made or more information is available to improve estimates, differences are reflected in current operations.

NOTE 7. CHARITY CARE

The Center maintains records to identify and monitor the level of charity care it provides. These records include the amount of charges foregone for services and supplies furnished under its charity care policy. Charges foregone, based on established rates, under the Center's charity policy amounted to approximately \$6,863,000 in 2014 and \$5,224,000 in 2013.

**UNM BEHAVIORAL OPERATIONS
UNIVERSITY OF NEW MEXICO HEALTH SCIENCES CENTER
CLINICAL OPERATIONS
NOTES TO FINANCIAL STATEMENTS
June 30, 2014 and 2013**

NOTE 8. MALPRACTICE INSURANCE

As a part of the UNM, the Hospital enjoys sovereign immunity from suit for tort liability except as waived by the New Mexico legislature. In this connection, under the New Mexico Tort Claims Act (NMTCA), the New Mexico Legislature waived the State's and the Hospital's sovereign immunity for claims arising out of negligence out of the operation of the Hospital, the treatment of the Hospital's patients, and the healthcare services provided by Hospital employees. In addition, the NMTCA limits, as an integral part of this waiver of sovereign immunity, the amount of damages that can be assessed against the Hospital on any tort claim including medical malpractice, professional or general liability claims.

The NMTCA provides that total liability for all claims that arise out of a single occurrence shall not exceed \$700,000 set forth as follows: (a) \$200,000 for real property; (b) up to \$300,000 for past and future medical and medically related expenses; and (c) up to \$400,000 for past and future noneconomic losses (such as pain and suffering) incurred or to be incurred by the claimant. While the language of the NMTCA does not expressly provide for third party claims such as loss of consortium, the New Mexico appellate court decisions have allowed claimants to seek consortium. As a result, if loss of consortium claims is presented, those claims cannot exceed \$350,000 in the aggregate. Thus, if a claim presents both direct claims and third party claims, the maximum exposure of the Public Liability Fund, and therefore UNM Hospitals, cannot exceed \$1,050,000. The NMTCA prohibits the award of punitive or exemplary damages against the Hospital.

The NMTCA requires the State Risk Management Division (RMD) to provide coverage to the Hospital for those torts where the Legislature has waived the State's sovereign immunity up to the damages limits of the NMTCA, as described above, plus the cost incurred in defending any claims and/or lawsuits (including attorney's fees and expenses), with no deductible and with no self-insured retention by the Hospital. As a result of the foregoing, the Hospital is fully covered for claims and/or lawsuits relating to medical malpractice or professional liability occurring at the Hospital.

**UNM BEHAVIORAL OPERATIONS
UNIVERSITY OF NEW MEXICO HEALTH SCIENCES CENTER
CLINICAL OPERATIONS
NOTES TO FINANCIAL STATEMENTS
June 30, 2014 and 2013**

NOTE 9. RELATED-PARTY TRANSACTIONS

UNM provides certain administrative and medical support services for the Center, and the Center provides the use of the Center's facilities and administrative services to UNM's teaching personnel. The Center's expenses for services rendered during the years ended June 30, 2014 and 2013 amounted to approximately \$9,148,000 and \$8,959,000, respectively. The Hospital also provides administrative services, which primarily include accounting functions such as payroll and accounts payable processing as well as cash management activities. In addition, the Hospital provides medical support services and goods for the Center including laboratory, radiology, and pharmaceuticals, which is reflected in the revenues/expenses of the Center. This activity is reflected net in due to/from affiliates.

NOTE 10. BENEFIT PLANS

A small portion (approximately 40) of the Center's full-time employees participates in an educational employee retirement system authorized under the Educational Retirement Act (Chapter 22, Article 11, NMSA 1978). The Educational Retirement Board (ERB) is the administrator of the plan, which is a cost-sharing multiple-employer defined benefit retirement plan. The plan provides for retirement benefits, disability benefits, survivor benefits, and cost-of-living adjustments to plan members (certified teachers, other employees of state public school districts, colleges and universities, and some state agency employees) and beneficiaries. ERB issues a separate, publicly available financial report that includes financial statements and required supplementary information for the plan. This financial report may be obtained by writing to ERB, P.O. Box 26129, Santa Fe, NM 87502. The report is also available on ERB's Web site at www.nmerb.org.

Funding Policy. Plan members of the public ERB whose annual salary is \$20,000 or less are required by statute to contribute 7.9% of their gross salary. Plan members whose annual salary is over \$20,000 are required to make the following contributions to the Plan: 10.1% of their gross salary in fiscal year 2014; and 10.7% of their gross salary in fiscal year 2015 and thereafter. The Center contributed 13.15% of gross covered salary in fiscal year 2014. In fiscal year 2015 the Center will contribute 13.9% of gross covered salary. The contribution requirements of plan members and the Center are established in State statute under Chapter 22, Article 11, NMSA 1978. The requirements may be amended by acts of the legislature. The Center's contributions to ERB for the fiscal years ended June 30, 2014, 2013 and 2012, were \$206,000, \$206,000, and \$206,000, respectively, which equal the amount of the required contributions for each fiscal year.

**UNM BEHAVIORAL OPERATIONS
UNIVERSITY OF NEW MEXICO HEALTH SCIENCES CENTER
CLINICAL OPERATIONS
NOTES TO FINANCIAL STATEMENTS
June 30, 2014 and 2013**

NOTE 10. BENEFIT PLANS (CONTINUED)

The Center has a defined contribution plan covering eligible employees, which provides retirement benefits. The name of the plan is UNM Hospital Tax Sheltered Annuity Plan, formerly known as the University of New Mexico Hospital/Bernalillo Medical Center Tax Sheltered Annuity Plan. The Center contributes either 5.5% or 7.5% of an employee's salary to the plan, depending on employment level. The plan was established by the Board of Trustees and can be amended at its discretion. The plan is administered by UNM Hospitals Human Resources Department.

The expense for the defined contribution plan was \$922,000, \$1,019,000 and \$1,040,000, for the fiscal years ended June 30, 2014, 2013 and 2012, respectively. Total employee contributions under this plan were \$1,005,000, \$1,020,000 and \$1,051,000, in fiscal years 2014, 2013, and 2012, respectively.

The Center also has a deferred compensation plan, called the UNM Hospitals 457(b) Deferred Compensation Plan, which provides employees with additional retirement savings plan. The Center does not contribute to this plan. Employees can make voluntary contributions to this plan. The plan was established by the Board of Trustees and can be amended at its discretion. The plan is administered by UNM Hospitals Human Resources Department.

There was no expense for the deferred compensation plan in fiscal years 2014, 2013 and 2012, respectively, as the Center does not contribute to this plan. Total employee contributions under this plan were \$152,000, \$155,000 and \$142,000, in fiscal years 2014, 2013 and 2012, respectively.

In addition, the Center has a 401(a) defined contribution plan, called the UNM Hospital 401(a) Plan, which was established for the purpose of providing retirement benefits for the eligible participants and their beneficiaries. The 401(a) plan allows for tax-deferred employer contributions on a percentage-of-salary basis. The plan was established by the UNMH Board of Trustees and can be amended at its discretion. All assets of the plan are held in a trust fund, are not considered hospital assets, and are under the direction of a Plan Administrator.

The expense for the 401(a) defined contribution plan was \$10,000, \$10,000 and \$5,000 in fiscal years 2014, 2013 and 2012, respectively. Only the Center contributes to this plan.

**UNM BEHAVIORAL OPERATIONS
UNIVERSITY OF NEW MEXICO HEALTH SCIENCES CENTER
CLINICAL OPERATIONS
NOTES TO FINANCIAL STATEMENTS
June 30, 2014 and 2013**

NOTE 11. OTHER POSTEMPLOYMENT BENEFIT PLAN

Plan Description. The Hospital and the Center employees and retirees participate under the same benefit plan administered by the Hospital. The Hospital administers a single employer defined-benefit plan that offers postemployment healthcare coverage to eligible retirees and their dependents. Eligible retired employees are offered combined medical/prescription drug benefits through the Hospital's self-insured health plan administered by Blue Cross and Blue Shield of New Mexico. Eligible retired employees are also offered dental insurance through the Hospital's self-insured dental plan insurance. The authority to establish and amend benefit provisions to the benefit policy is recommended by the Human Resource Administrator and approved by the Chief Executive Officer.

Beginning July 1, 2009, the actuarial valuations are prepared biennially for the Center as allowed under GASB Statement No. 45. An exception was made in fiscal year 2013 when a valuation was done at the request of the University of New Mexico.

Employees are eligible to retire from the Hospital and receive these postemployment benefits when:

- The employee reaches the minimum age of fifty (50);
- The employee has at least five years of continuous employment; and
- The employee has a combined age plus year of service sum of at least seventy (70) (hire date prior to July 1, 2009), seventy-five (75) (hire date after July 1, 2009) and eighty (80) (hire date after July 1, 2011).

At the date of valuation July 1, 2013, for the Center, there were a total of 2 retiree receiving benefits, 49 active employees fully eligible to receive benefits, and 430 active employees currently not fully eligible to receive benefits.

**UNM BEHAVIORAL OPERATIONS
UNIVERSITY OF NEW MEXICO HEALTH SCIENCES CENTER
CLINICAL OPERATIONS
NOTES TO FINANCIAL STATEMENTS
June 30, 2014 and 2013**

NOTE 11. OTHER POSTEMPLOYMENT BENEFIT PLAN (CONTINUED)

Funding Policy. The contribution requirements of the plan members and the Hospital are established, and may be amended by recommendation of the Human Resource Administrator and approval by the Chief Executive Officer. The retired employees that elect to participate in the postemployment benefit plan are required to make contributions in the form of monthly premiums based on current rates established under the health and dental plans. For the medical and dental plans, there are both implicit and explicit subsidies provided by the Hospital. The explicit subsidy is for employees that retire with sick and annual leave (compensated absence) accruals. The Hospital subsidizes for the retiree only, the current “employee only” premium amount for the health and dental plans for the period of the length of leave (compensated absence) accrual. The implicit subsidy arises because the retiree pays a contribution that is based on a combined active and retiree claim experience. If the retiree were to pay based solely on retiree claim experience, they would be paying a higher amount as typically retirees incur higher claims. This “discount” is called the implicit subsidy.

The applicable monthly retiree contribution rates are provided in the tables below:

Rate tier:	Retiree (coverage extension/compensated absence accrual period)			Retiree (after coverage extension)		
	Standard	Extended	Delta	Standard	Extended	Delta
	Network	Network	Dental	Network	Network	Dental
Retiree only	\$ —	448.00	30.68	730.00	1,938.00	30.68
Retiree + Spouse/DP	285.00	1,200.00	65.68	1,497.00	3,968.00	65.68
Retiree + Children	136.00	805.00	—	1,095.00	2,903.00	—
Retiree + family	312.00	1,273.00	97.68	1,571.00	4,165.00	97.68

The Hospital does not use a trust fund to administer the financing and payment of benefits. Instead, the Hospital funds the plan on a pay-as-you-go basis. The pay-as-you-go expense is the net expected cost of providing retiree benefits. This expense includes all expected claims and related expenses and is offset by the retiree contribution. Expected monthly claim costs were developed from a combination of historical claim experience and manual claim cost developed using a representative database. Nonclaim expenses are based on the current amounts charged to employees. The Center’s pay-as-you-go expense for the period of July 1, 2013 to June 30, 2014 is \$0 as the employer contribution for the four retirees is carried on the Hospital’s financials. The pay-as-you-go expense includes the medical and dental claims, administration expenses, and implicit subsidy and is net of any retiree contributions.

**UNM BEHAVIORAL OPERATIONS
UNIVERSITY OF NEW MEXICO HEALTH SCIENCES CENTER
CLINICAL OPERATIONS
NOTES TO FINANCIAL STATEMENTS
June 30, 2014 and 2013**

NOTE 11. OTHER POSTEMPLOYMENT BENEFIT PLAN (CONTINUED)

Actuarial Methods and Assumptions. Actuarial calculations reflect a long-term perspective and employ methods and assumptions that are designed to reduce short-term volatility in actuarial accrued liabilities (AALs) and the actuarial value of assets. The actuarial method used is the Unit Credit method, as the Unit Credit method provides a logical correlation between accruing and expensing of retirees benefits.

A 4.5% annual discount rate was used assuming the Hospital will fund the postemployment benefit on a pay-as-you-go basis. For an unfunded plan, the investment return assumption is based on the expected return on employer assets, which generally consist of short-term liquid investments.

The July 1, 2013 actuarial valuation considers an annual healthcare cost trend on a select and ultimate basis: medical benefits at select (9%) and ultimate (5%), dental benefits at select (5%) and ultimate (5%). Select rates are reduced 0.5% each year until reaching the ultimate rate. The unfunded actuarial accrued liability (UAAL) is amortized over the maximum acceptable period of 30 years. It is calculated assuming a level percentage of projected payroll, with a 1.5% per annum salary increase.

Annual retirement probabilities and the rate of withdrawal for reasons other than death and retirement have been determined based on the New Mexico Educational Retirement Board Actuarial Valuation as of June 30, 2013. It is assumed that 30% of future pre-Medicare retirees participate in the Hospital's postretirement health plan and that none continue coverage once attaining Medicare eligibility.

Annual OPEB Cost and Net OPEB Obligation. The annual OPEB cost (expense) is calculated based on the annual required contribution (ARC) of the employer, an amount actuarially determined in accordance with the parameters of GASB Statement No. 45. The ARC represents a level of funding that, if paid on an ongoing basis, is projected to cover normal cost each year and amortize any unfunded actuarial liabilities over a 30-year period.

The Hospital's postemployment benefit plan includes employees from the Center. The OPEB cost and net OPEB obligation (NOO) were calculated and allocated to each reporting entity based on the Hospital's and Center's employee data as of July 1, 2013. The allocation is as follows: the Hospital - 91% and the Center - 9%. The OPEB cost and NOO information presented below are the Center's calculated portion.

**UNM BEHAVIORAL OPERATIONS
UNIVERSITY OF NEW MEXICO HEALTH SCIENCES CENTER
CLINICAL OPERATIONS
NOTES TO FINANCIAL STATEMENTS
June 30, 2014 and 2013**

NOTE 11. OTHER POSTEMPLOYMENT BENEFIT PLAN (CONTINUED)

The NOO is the cumulative difference between the ARC and the employer's contribution to the plan. The Center's NOO for the fiscal years ended 2014 and 2013 is equal to \$586,223 and \$543,378, respectively, which was determined based on the applicable FTE of the entity as of June 30, 2014. The plan is funded on a pay-as-you-go basis; the NOO follows as of June 30:

	2014 Unfunded	2013 Unfunded
NOO - beginning of year	\$ 543,378	499,124
ARC	45,000	46,000
Interest on prior year NOO	22,503	18,142
Adjustment to ARC	<u>(24,658)</u>	<u>(19,888)</u>
Annual OPEB cost	42,845	44,254
Employer contributions	<u>-</u>	<u>-</u>
Increase in NOO	<u>42,845</u>	<u>44,254</u>
NOO - end of year	<u>\$ 586,223</u>	<u>543,378</u>

The annual OPEB cost, the percentage of annual OPEB cost contributed to the plan, and the NOO are as follows:

Fiscal Year Ended	Annual OPEB Cost	Percentage of Annual OPEB Cost Contributed	Net OPEB Obligation
June 30, 2014	\$ 42,845	—%	\$ 586,223
June 30, 2013	44,254	—	543,378

**UNM BEHAVIORAL OPERATIONS
UNIVERSITY OF NEW MEXICO HEALTH SCIENCES CENTER
CLINICAL OPERATIONS
NOTES TO FINANCIAL STATEMENTS
June 30, 2014 and 2013**

NOTE 11. OTHER POSTEMPLOYMENT BENEFIT PLAN (CONTINUED)

Funding Status and Progress. As of July 1, 2013, the most recent actuarial valuation date, the plan was not funded. The plan's actuarial accrued liability (AAL) (the present value of all future expected postretirement medical payments and administrative cost which are attributable to past service) for the Center is \$335,250 and the actuarial value of assets was \$0, resulting in an unfunded actuarial accrued liability (UAAL) of \$335,250. The UAAL is applicable to all reporting entities based on the percentage noted above.

	Unit Credit Method Unfunded Plan <u>June 30, 2014</u>
AAL	\$ 335,250
Actuarial value of plan assets	—
UAAL	335,250
Funded ratio (actuarial value of plan assets/AAL)	—%
Covered payroll (active plan members)	\$ 20,528,181
UAAL as a percentage of covered payroll	1.63%

The projection of future benefit payments for an ongoing plan involves estimates of the value of reported amounts and assumptions about the probability of occurrence of events far into the future. Examples include assumptions about future employment, current and future retirees and their dependents, mortality, and healthcare cost trends. Amounts determined regarding the funded status of the plan and the ARCs of the employer are subject to continual revision as actual results are compared with past expectations and new estimates are made about the future. The schedule of funding progress (Schedule 2), presented as required supplementary information following the notes to the financial statement, presents information about the actuarial value of plan assets relative to the AALs for benefits.

**UNM BEHAVIORAL OPERATIONS
UNIVERSITY OF NEW MEXICO HEALTH SCIENCES CENTER
CLINICAL OPERATIONS
NOTES TO FINANCIAL STATEMENTS
June 30, 2014 and 2013**

NOTE 12. COMMITMENTS

The Center has operating leases, primarily for office space. Rental expenses under operating leases amounted to approximately \$360,000 and \$373,000 in 2014 and 2013, respectively.

Future minimum lease commitments for operating leases for the years subsequent to June 30, 2014 under non-cancelable operating leases and memorandums of understanding are as follows:

	<u>Amount</u>
Fiscal year:	
2015	\$ 355,876
2016	363,529
2017	<u>371,206</u>
	<u>\$ 1,090,611</u>

**UNM BEHAVIORAL OPERATIONS
UNIVERSITY OF NEW MEXICO HEALTH SCIENCES CENTER
CLINICAL OPERATIONS
COMPARISON OF BUDGETED AND ACTUAL REVENUES AND EXPENSES
Year Ended June 30, 2014**

Schedule 1

	<u>Budgeted (Original)</u>	<u>Budgeted (Final)</u>	<u>Actual</u>	<u>Budget Variance</u>
Operating revenues				
Net patient service	\$ 24,003,274	24,319,199	26,381,539	2,062,340
Other operating revenues	3,012,140	2,282,572	2,355,549	72,977
Total operating revenues	<u>27,015,414</u>	<u>26,601,771</u>	<u>28,737,088</u>	<u>2,135,317</u>
Operating expenses	<u>(48,583,856)</u>	<u>(49,194,289)</u>	<u>(49,453,007)</u>	<u>(258,718)</u>
Operating loss	<u>(21,568,442)</u>	<u>(22,592,518)</u>	<u>(20,715,919)</u>	<u>1,876,599</u>
Nonoperating revenues other revenues	<u>19,450,837</u>	<u>20,430,799</u>	<u>20,529,207</u>	<u>98,408</u>
(Decrease) increase in net assets	<u>\$ (2,117,605)</u>	<u>(2,161,719)</u>	<u>(186,712)</u>	<u>1,975,007</u>

Note A: The Center prepares a budget for each year, using the accrual basis of accounting, which is subject to approval by the Board of Trustees and the UNM Board of Regents. The amount budgeted for the operations is included in the UNM budget and submitted to the New Mexico Commission on Higher Education for approval. All revisions to the approved budget must be approved by the parties included in the original budget process, and such revisions are made at the total revenue and expense level. The budget is controlled at the major administrative functional area. There is no carryover of budgeted amounts from one year to the next.

UNM BEHAVIORAL OPERATIONS
 UNIVERSITY OF NEW MEXICO HEALTH SCIENCES CENTER
 CLINICAL OPERATIONS
 POSTEMPLOYMENT BENEFITS OTHER THAN PENSIONS SCHEDULE OF FUNDING PROGRESS
 Years Ended June 30, 2014 and 2013
 (Unaudited)

Schedule 2

Actuarial Valuation Date	Actuarial Value of Assets (a)	Actuarial Accrued Liability (AAL) Unit Credit Method (b)	Unfunded AAL (UAAL) (b-a)	Funded Ratio (a/b)	Covered Payroll (c)	UAAL as a Percentage of Covered Payroll ((b-a)/c)
July 1, 2013	\$ -	335,250	335,250	—	\$ 20,528,181	1.63%
July 1, 2012	-	321,000	321,000	—	\$ 20,050,507	1.60%
July 1, 2011	-	187,000	187,000	—	18,353,770	1.02%
July 1, 2009	-	1,388,000	1,388,000	—	21,038,014	6.60%
July 1, 2008	-	462,000	462,000	—	22,366,207	2.07%
July 1, 2007	-	522,360	522,360	—	18,445,036	2.83%

Note A: The above AAL and covered payroll balances represent only the Center's portion of the plan.

Note B: For fiscal years beginning July 1, 2009, the Center's actuarial valuations are prepared biennially with the exception of fiscal year 2013.

**REPORT OF INDEPENDENT AUDITORS ON INTERNAL CONTROL OVER
FINANCIAL REPORTING AND ON COMPLIANCE AND OTHER MATTERS BASED ON
AN AUDIT OF FINANCIAL STATEMENTS PERFORMED IN ACCORDANCE WITH
GOVERNMENT AUDITING STANDARDS**

The University of New Mexico Health Sciences Center
Board of Trustees and
Mr. Hector Balderas, New Mexico State Auditor

We have audited, in accordance with the auditing standards generally accepted in the United States of America and the standards applicable to financial audits contained in *Government Auditing Standards* issued by the Comptroller General of the United States, the financial statements of UNM Behavioral Operations (the "Center"), as of and for the year ended June 30, 2014 and the related notes to the financial statements, which collectively comprise the Center's basic financial statements and the budget comparison presented as supplementary information, for the year ended June 30, 2014 and have issued our report thereon dated October 29, 2014.

Internal Control Over Financial Reporting

In planning and performing our audit of the financial statements, we considered the Center's internal control over financial reporting (internal control) to determine the audit procedures that are appropriate in the circumstances for the purpose of expressing our opinions on the financial statements, but not for the purpose of expressing an opinion on the effectiveness of the Center's internal control. Accordingly, we do not express an opinion on the effectiveness of the Center's internal control.

A *deficiency in internal control* exists when the design or operation of a control does not allow management or employees, in the normal course of performing their assigned functions, to prevent, or detect and correct, misstatements on a timely basis. A *material weakness* is a deficiency, or a combination of deficiencies, in internal control such that there is a reasonable possibility that a material misstatement of the entity's financial statements will not be prevented, or detected and corrected, on a timely basis. A *significant deficiency* is a deficiency, or a combination of deficiencies, in internal control that is less severe than a material weakness, yet important enough to merit attention by those charged with governance.

Our consideration of internal control was for the limited purpose described in the first paragraph of this section and was not designed to identify all deficiencies in internal control that might be material weaknesses or significant deficiencies. Given these limitations, during our audit we did not identify any deficiencies in internal control that we consider to be material weaknesses. However, material weaknesses may exist that have not been identified.

The University of New Mexico Health Sciences Center
Board of Trustees and
Mr. Hector Balderas, New Mexico State Auditor

Compliance and Other Matters

As part of obtaining reasonable assurance about whether the Center's financial statements are free from material misstatement, we performed tests of its compliance with certain provisions of laws, regulations, contracts, and grant agreements, noncompliance with which could have a direct and material effect on the determination of financial statement amounts. However, providing an opinion on compliance with those provisions was not an objective of our audit, and accordingly, we do not express such an opinion. The results of our tests disclosed no instances of noncompliance or other matters that are required to be reported under *Government Auditing Standards*.

Purpose of this Report

The purpose of this report is solely to describe the scope of our testing of internal control and compliance and the results of that testing, and not to provide an opinion on the effectiveness of the entity's internal control or on compliance. This report is an integral part of an audit performed in accordance with *Government Auditing Standards* in considering the entity's internal control and compliance. Accordingly, this communication is not suitable for any other purpose.

Mess Adams LLP

Albuquerque, New Mexico
October 29, 2014

**UNM BEHAVIORAL OPERATIONS
UNIVERSITY OF NEW MEXICO HEALTH SCIENCES CENTER
CLINICAL OPERATIONS
SCHEDULE OF FINDINGS AND RESPONSES
Year Ended June 30, 2014**

Prior Year Audit Finding

13-01 Charity Care

The finding has been resolved as of June 30, 2014.

**UNM BEHAVIORAL OPERATIONS
UNIVERSITY OF NEW MEXICO HEALTH SCIENCES CENTER
CLINICAL OPERATIONS
EXIT CONFERENCE
Year Ended June 30, 2014**

The Center's management prepared the financial statements and is responsible for the contents.

An exit conference was conducted on September 24, 2014 with a member of the Finance and Audit Committee of the Board of Trustees and a member of the Center's management. During this meeting, the contents of this report were discussed.

Michelle Coons	Chair, Finance and Audit Committee
Michael Olguin	Board Chairperson
Nick Estes	Board Member
Debbie Johnson	Board Member
DeVon Wiens	Engagement Partner, Moss Adams, LLP
Steve McKernan	Chief Executive Officer
Paul Herzog	Chief Operations Officer
Ella Watt	Chief Financial Officer
Jim Pendergast	Administrator, Human Resources
Manu Patel	UNM Director, Internal Audit
Purvi Mody	Executive Director, Compliance and Internal Audit
Shawna Gonzales	Executive Director, Finance and Accounting
Sandra Long-Mendoza	Finance Director
Julie Alliman	Finance Director
Michael Schwantes	UNMHSC Director Finance Systems & Restricted Accounting